

# Safari Montage Basic Access

1. Go to the [Media Center website](#).

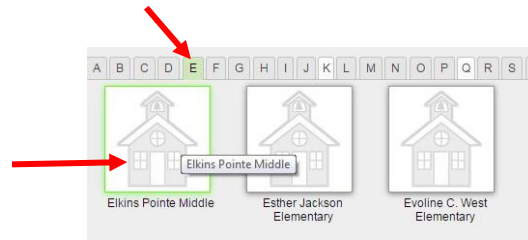
2. Click on



3. Log into **Safari Montage**. *Hint: it's the same username & password you use to log into a computer at school.*



4. Click on **E** and then select **Elkins Pointe Middle School**.



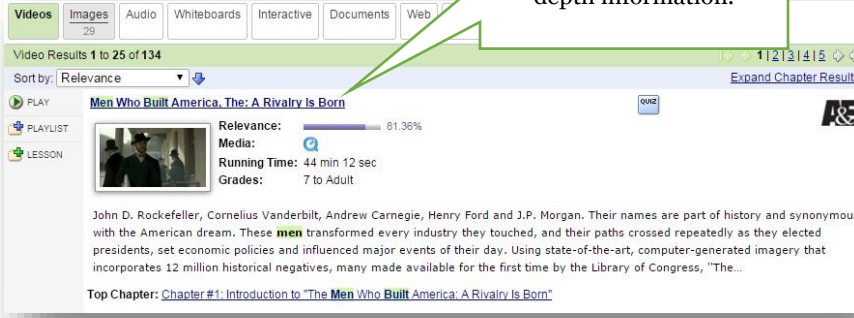
5. Click on **Search** and type in a search term.



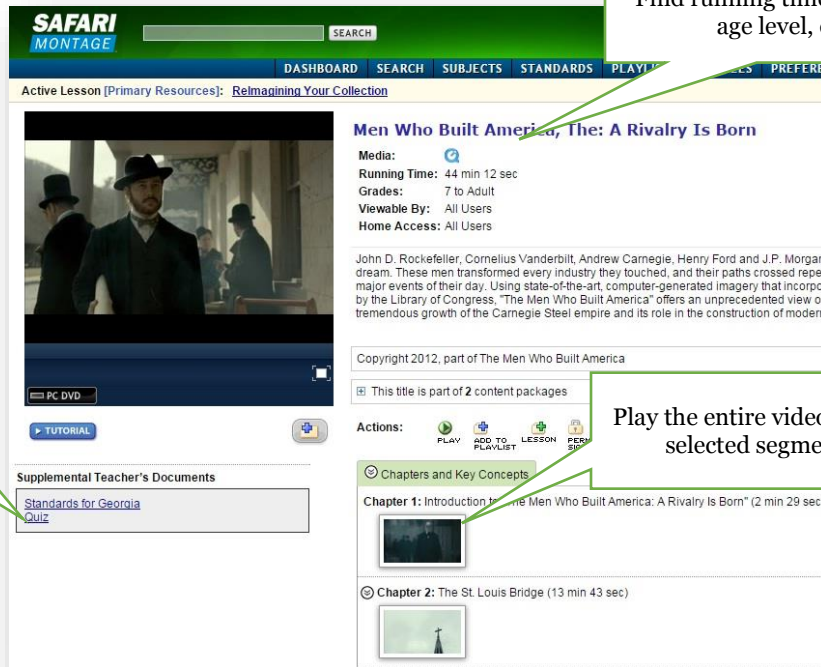
# Safari Montage Basic Access

6. Select a video.

Click on the title of a video to see more in depth information.



Find running time, synopsis, age level, etc.



Check here for any available quizzes and links for appropriate standards.

Play the entire video OR just selected segments.

Questions? See Mr. G in the Media Center or email [gillilandj@fultonschools.org](mailto:gillilandj@fultonschools.org)